




VOLUME 2

JANUARY-FEBRUARY 1981


NUMBER 4

POW WOW

The first session of the Annual Merit Badge PowWow was held this past Saturday at Skyline High School. Arrowmen from our lodge made a good showing in several areas at the Pow Wow. Among service performed were the Indian Lore Merit Badge class, Stamp collecting class, and several other classes manned in part or whole by arrowmen, other arrowmen were involved in directing scouts to classrooms, and still others were assigned as hall patrol during classes. The Pow Wow will continue with sessions two and three on February 21 and 28 respectively - chapters have been assigned service weeks, but all arrowmen are welcome any week.



With a straight ruler and a pencil, mark your metal according to plans. Cut along lines.



Use a file to smooth all edges. Inside angles must be sharp, while outside corners should be well rounded.



The hinges are easy if you work slowly and carefully. Start the roll by bending metal over edge of a right angle board.

THE LITEPAC

Reflector Oven

By ERNEST F. SCHMIDT

"Biscuits—light and golden brown! Chocolate Cake—rich and fluffy! Apple Pie—deep and delicious! Sound good?"

Well, quit droolin' and get busy! You, plus the magic of a REFLECTOR OVEN, can cook these things and others, broiled steak, baked fish, gingerbread and any number of additional out-of-this-world dishes.

We won't go so far as to say that you'll put Oscar of the Waldorf to shame in a week. However, we will guarantee that with the Litepac Reflector Oven and a good fire you'll never have to worry about any competition for the title of best chef in your Troop—and who ever heard of a good campfire cook being left at home when adventure is brewing? So bend an ear, brother, while we tell you how to make one of these miracle products.

The oven illustrated was designed for either one or two men, but in a pinch it could feed a Patrol. It's made of aluminum and weighs only 17 lb. The cost—Less than 50 cents!

WHAT YOU'LL NEED: Sheet Metal: 18" x 24"

Aluminum is best but roof flashing, shiny tin plate or even oil can "tin" will do. We used a scrap aluminum air duct donated by a friendly plumber.

Weld Rod—3/32" diameter—6 1/2 feet long.

Steel with brass finish, or solid brass. Buy it from a welder.

Tools: A hammer with a square head, tin snips, file and pliers, a board with a square edge.


ABOUT FIRES: A campfire chef is only as good as his fire. Be sure yours is right. The fireplace can have a log or rock "reflector" back but this feature adds little to heat and is valuable chiefly as a windbreak.

Make your fire small and build it with dry hardwood whenever possible. Don't rush it. Wait for good coals. The Litepac Oven is built low to take advantage of every bit of heat up close to the fire. Face it into the wind.


Biscuits baked directly on the shell will cook evenly, but food in a pan must be turned occasionally. Keep your oven dry and shiny, so it will look as good as it is.




Use square-headed tack hammer to continue roll evenly around blue-red. You can adjust to proper fit with a knife.



Polish all parts and assemble oven. Legs act as side hinges, go on last. There are no free parts to worry about losing.

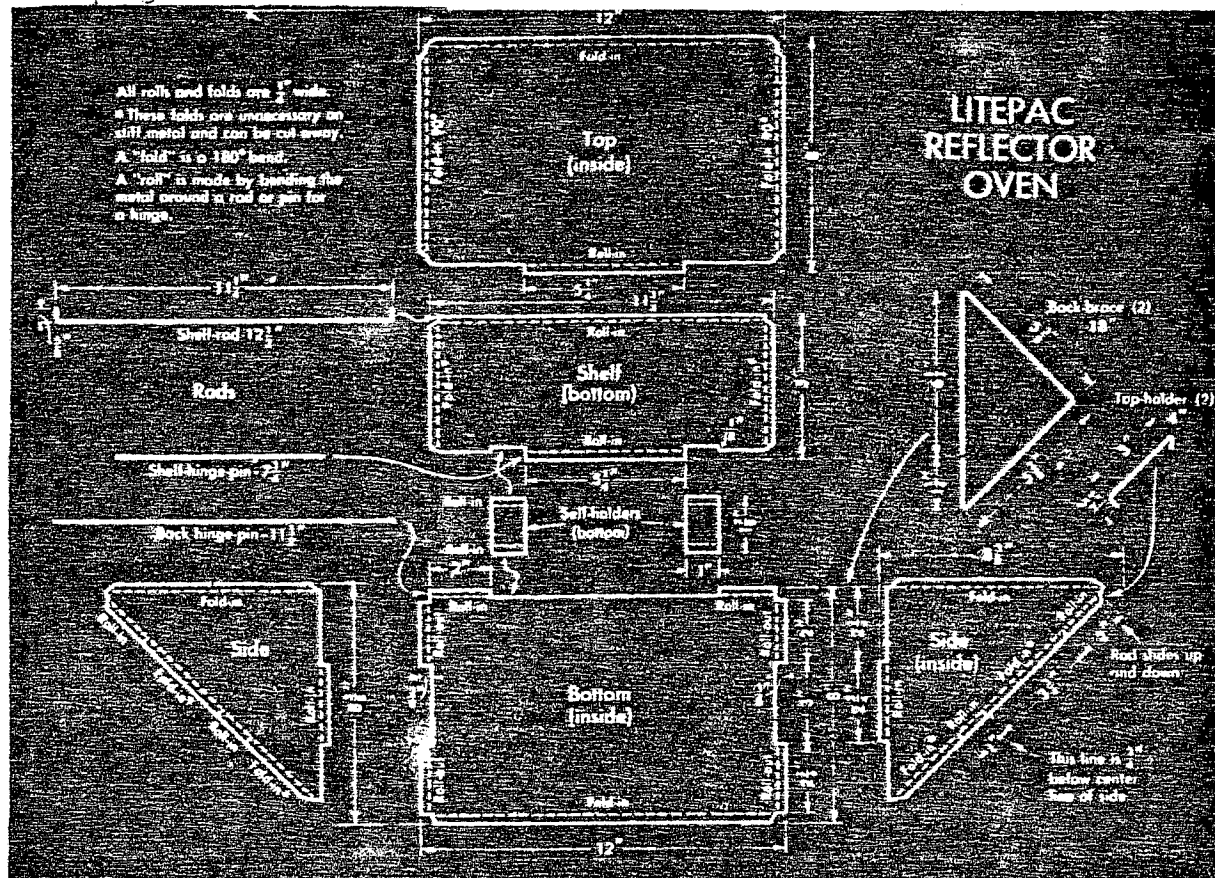


Shell and top boots make oven rigid. Off-center shell secures even baking. Fold shell against the top for compactness.



Your folded oven is only 1/4" thick. Zipper curves come protect it and keeps your other gear clean. Let's get to work!

Camping hint of the month



1. With a straight ruler and a pencil, mark your metal according to plans. Cut along lines.
2. Use a file to smooth all edges. Inside angles must be sharp. While outside corners should be well rounded.
3. The hinges are easy if you work slowly and carefully. Start the roll by bending metal over edge of a right angle board.
4. Use square-headed tack hammer to continue roll evenly around hinge-rod. You can adjust to proper fit with a knife.
5. Polish all parts and assemble oven. Legs act as side hinges, go on last. There are no free parts to worry about losing.
6. Shelf and top hooks make oven rigid. Off-center shelf insures even baking. Fold shelf against the top for compactness.
6. Your folded oven is only $\frac{3}{8}$ " thick. Zipper canvas case protects it and keeps you other gear clean.

This tip taken from
 Boy's Life magazine.

Service Slide
(effective Dec. 15, 1980)

The lodge Service Slide shall be designed after the Lodge's present lodge flap. Cost per slide will be about \$2.50. Slides may be obtained by only registered Order of the Arrow members of the El-Ku-Ta lodge who hold 20 service points. Each time a member obtains the required 20 points he is entitled to purchase a slide at the cost set by the lodge Treasurer. Points may be obtained in the following ways:

Chapter Meeting Attendance (max. 1 month)	2
Lodge Meeting Attendance	2
Service Functions (per day)	3
MB Pow Wow	
Klondike Derby	
District Camporee (max. 3 Pts.)	
Scout Show	
Jamborail! (max. 3 pts.)	
Other such events as declared by the lodge chief	2 per day
Fellowships and Conferences	10
National Conference	1
Jamboree	2
Summer Camp Staff	
Ceremonies and Dance	
Chapter	1 per performance
Lodge	2 per performance
Other points as deemed necessary by the Lodge Chief	

Chapter Chiefs and Lodge Officers are the ONLY people authorized to initial point cards. One unauthorized point on a card immediately makes the whole card invalid.



CALENDAR

February	19	NO LODGE MEETING
February	19	Scouters Convention (Hilton Hotel)
February	21, 28	Merit Badge Pow Wow - chapter assignments (Skyline High @ 9:00)
March	19	OA Lodge Meeting 7:30PM Scout Service Center
March	28	Hurray BSA Scouting Show - Chapter Assignments
April	3	OA Brotherhood Fellowship (brotherhood ceremony)
April	16	OA Lodge Meeting 7:30 PM Scout Service Center
April 24,25		Section Conference (Camp Kiesel, Ogden) (Approx. Cost = \$10.00)
June 25-27		Spring Ordeal at East Fork of the Bear
July 23- August 6		National Scout Jamboree in Virginia - boy slots still open.
August 10-14		OA National Conference in Austin, Texas (Approx. Cost = \$400.00)



The Elk's Echo is the official voice of the El-Ku-Ta Lodge #520, WMA Order of the Arrow, an honor camping organization of the Boy Scouts of America, printed monthly by and for its membership with the permission of the Great Salt Lake Council. Address letters of inquiry or comment to: The Elk's Echo

Order of the Arrow
Great Salt Lake Council
525 Foothill Drive
Salt Lake City, Utah 84113

Editor:	Rusty Bayles	363-1397
Associate Ed:	Mike Stanley	583-5448
Committee:	Bryce Rind	486-8352
Committee:	Trent Grose	583-2488
Advisor:	Ray Searcy	484-7487

Chapter 1	Chief: Dan Loose	451-5444
	Adv.: Keith Johnson	292-9647
	Mtg.: Call Chief	
Chapter 2	Chief: Matt Milligan	295-7075
	Adv.: George Babbel	292-3373
	Mtg.: Viewmont High, First Thursday, 7:30PM	
Chapter 4	Chief: Billy Lukens	359-8180
	Adv.: Ted Louis	533-0753
	Mtg.: Riverside Stake Center, 2nd Saturday, 5:00PM	
Shoshoni Chapter	Chief: Trent Grose	583-2488
	Adv.: Richard Sisam	942-5221
	Mtg.: Scout Office, First Thursday, 7:00PM	
Sunrise Chapter	Chief: Bryce Bird	486-8352
	Adv.: Hans Keutel	466-1688
	Mtg.: Hillside Jr. High, Second Thursday, 7:00PM	
Chapter 7	Chief: Troy Wright	278-3222
	Adv.: Daryl McMurrin	278-8649
	Mtg.: Evergreen Jr. High, first Thursday, 7:30 PM	
Sage Chapter	Chief: Troy Johnson	882-4646 (Tooele)
	Adv.: Bob Kerr	882-0578 (Tooele)
	Mtg.: Tooele Stake Center, Second Thursday, 7:30PM	
Chapter 12	Chief: Scott Hancock	968-8296
	Adv.: Jim Case	250-7296
	Mtg.: Brockbank Jr. High, First Thursday, 7:00PM	
Chapter 13	Chief: Greg Humphrey	972-5559
	Adv.: Jerry Levorsen	968-3936
	Mtg.: Call Chief	
Chapter 14	Chief: Bill Hardman	485-9072
	Adv.: Dub Phillips	278-2774
	Mtg.: Call Chief	

Olde English	Chief:	Don Noyes	968-7020
Fort	Adv.:	Ben Bullough	966-3916
Chapter	Mtg.:	Eisenhower Jr. High, Second Thursday,	7:00PM
Chapter 21	Chief:	Lloyd Dotson	262-8331
	Adv.:	To Be Announced	
	Mtg.:	Murray High, Second Thursday,	7:30PM
Chapter 22	Chief:	Paul Day	277-9586
	Adv.:	Milt Hall	943-5336
	Mtg.:	Olympus Jr. High, First Thursday,	7:00PM
Golden	Chief:	Kevin Powell	561-8750
Eagle Chapter	Adv.:	Arlin Anderson	255-4106
	Mtg.:	West Jordan 27th Ward (2700W 7600S), Second	Thursday, 7:30 PM
Silver Elk	Chief:	Russell Steele	255-0067
Chapter	Adv.:	Jimmy Holfeltz	572-0824
	Mtg.:	Wardhouse at 8600S 1200E, Second Thursday,	7:30PM
Chapter 26	Chief:	Brent Cooley	571-0701
	Adv.:	Rodney Mosbacker	571-0853
	Mtg.:	Wardhouse up from North end of Alta High,	Second Thursday, 7:30PM
Chapter 27	Chief:	To Be Announced	
	Adv.:	Stu Wilson	527-0737
	Mtg.:	Call Advisor	
Lodge East Area - Shoshoni, Sunrise, #7, #12, Olde English Fort, #21, #22, Golden Eagle, Silver Elk, #26.			
Area Vice Chief:	Rusty Bayles	363-1397	
Adv.:	Jim W. Bayles	363-1397	
Lodge West Area - #1, #2, #3, #4, Sage, #13, #14, #16, #25, #27.			
Area Vice Chief:	Kade Peterson	295-8877	
Adv.:	Mel Jarvis	581-1688	

National Camping Award

Every Year, many scout troops earn the National Camping Award for participation in many scouting activities including camping. To earn this award, a troop must have 1) each patrol participate in at least three of the following: a camporee, a day hike, a conservation project, an anniversary month project, a father-and-son campout, or a Klondike Derby. 2) Each patrol represented in four or more short-term campouts during a twelve month period prior to application date. 3) Each patrol represented in a long term (6 or more consecutive days and nights) camp with at least 50 percent of the total boy membership of the troop represented. Application forms are available at the Scout Service Counter.

Part 2 requirement 1 of the Arrowman's personal involvement award specifies that arrowmen desiring to earn the award should help in the organization and planning of a troop camping program which will enable the troop to earn the National Camping Award. Troops which have no scheduled long term camp should be encouraged to make reservations for a council camp soon as slots are now filling up quickly. Arrowmen should also keep in mind that a second requirement on the award may be completed by participating in a summer camp promotion activity. An easy time to do this is while holding OA elections in the individual troops. The new OA funded summer camp promotion slide set with sound is available for use from the scout service center, but it must be reserved in advance - call 582-3663.

SILVER JUBILEE YEAR lodge flaps will only be available to members of our lodge who are registered both in the lodge and in scouting with a home unit. As most already know, lodge registration from last year does not run out regardless of the date written or printed on your registration card until the last day in June of 1981. Troop registration is falling due each month in a new list of troops. Arrowmen should check with their unit leaders to be sure they are registered for the coming year.

Arrowman's Personal Involvement Award

Most everyone has probably already heard of the Arrowman's Personal Involvement Award, but very few know anything about it. The Award was Adopted by the Order of the Arrow National Committee in August of 1979 as a method of encouraging arrowmen to remain active as leaders in the individual units. The award emphasises four areas of unit program: The unit program, The Troop Camping Experience, Webelos-to-Scout Transition, and Family Understanding. To be eligible for the award, youth must complete all requirements in all four areas retroactive from August 13, 1979 (youth requirements were printed in last month's Echo). Adult Arrowmen (all arrowmen of age 19 and older) must complete a different set of requirements (found in this month's Echo) retroactive from August 13, 1979. After completing all of the requirements for the award, an arrowman should present his "scorecard" (available from chapter chiefs) to the lodge secretary or treasurer. Cards thus presented should be assigned for youth by adults, for adults by appropriate troop, district, or council volunteer leadership. The application will then be processed and award presented at an appropriate time.

ADULT

Unit Involvement

1. Help the boys in a troop organize and participate in a Scouting-Now hike for their troop.
2. Assume a troop, district, or council leadership role.
3. Guide troop boy leadership in organizing a year-long troop meeting program plan.
4. Participate in an adult leader training experience.
5. Encourage Order of the Arrow unit elections.

Camping Promotion

1. Guide troop boy leadership in organizing a troop camping program that will enable them to earn the National Camping Award.
2. Help boys earn the Camping skill award and the Camping merit badge.
3. Participate in a high-adventure promotion.
4. Participate in a summer camp promotion.
5. Serve on a summer camp staff, Cub Scout day camp staff, or camporee staff.
6. Help a unit other than your own organize a unit camping program or train adult leadership.

Webelos Transition

1. Guide troop or lodge boy leadership in organizing and participating in a Spring-into-Scouting type event or assist in a Webelos encampment.
2. Help troop boy leadership organize and participate in a Webelos Arrow of Light or Cub Scout graduation ceremony.
3. Encourage or participate in neighborhood Cub Scout pack liaison involvement.

Family Understanding

1. Help organize and participate in a family outing or event for your troop.
2. Go camping or take a day hike with your family.
3. Help organize and participate in a family night for camping promotion in your troop.

camp staff

"Give Yourself a Treat," reads the front of the new Summer Camp brochure for 1981 - and working on camp staff really is a treat for many. Says one staff member from Camp Bear Lake last year, "I know of no other place where I can camp and eat with pay for five weeks the only requirement being that I teach others the scouting skills I like best." This attitude seems common among former staff members - and rightly so. Serving on Camp Staff provides an arrowman with the opportunity to do what he does best - promote scout camping - and at the same time produces many side benefits. A staff member must learn his scouting skills well; but once this is done, he must merely teach others those same skills thus learning them better himself as well as gaining a great degree of personal satisfaction and enjoyment. A given camp staff has been likened to a large family where all must learn to live together - like in a Jamboree troop - and make new, often lasting friendships. In fact, a staff is a lot like a large scout troop made up of only the best boys in each area of scouting. Staff members, however, are not restricted to the field in which they teach - in reality, many staff members go home from camp having earned several new merit badges or having learned many new skills in a variety of areas. So camp staff is a great way to spend a fun summer, and earn extra cash besides. To become a staff member, one must:

- a) be at least 14 years of age by June 1, 1981,
- b) be registered in scouting,
- c) have two complete scout uniforms,
- d) have a social security number,
- and e) submit the attached application to the scout office at 525 Foothill Drive, SLC 84113.

Camp Schedule

Bear Lake	July 6 - August 1
Cub Country	June 8 - August 14
Evergreen	July 6 - August 8
Frontier	July 6 - August 8
Steiner	July 6 - August 15
Teton High Adventure Base	June 15 - August 8
Tomahawk	July 6 - August 8
Tracy Wigwam	June 15 - Not Available

NOTE: Most staffs begin work at camp 1 week before opening date, and are released a few days after closing date. Please check National OA conference and OA summer fellowship dates BEFORE signing up for camp staff.

1. All applicants must be registered with the Boy Scouts of America and be 14 years of age by 1 June.
2. Each applicant employed must have at least two complete uniforms.
3. Those applicants employed will be expected to take staff training, assist in camp promotion meetings and camp work parties.
4. All applicants MUST have a Social Security Number.

Name _____ Age _____ Birth Date _____
 Address _____ Social Security No. _____
 City _____ State _____ Zip _____ Phone _____
 Unit _____ Scout Rank _____ Member of O.A. _____ Do you lead songs _____
 Previous work experience _____

List training courses and Scouting experiences you feel qualify you for staff work. _____

What skills can you teach? (Please circle) Archery, Canoeing, Environmental Science, Forestry, Leatherwork, Lifesaving, Mammals, Orienteering, Pioneering, Rifle & Shotgun, Rowing, Swimming, Wilderness Survival, Woodcarving, Other _____

List references

	Name	Phone
1.	_____	_____
2.	_____	_____
3.	_____	_____

Camp preference (Number in order of choice)

☐ Bear Lake
☐ Cub Country
☐ Evergreen
☐ Frontier
☐ Reservation (EFB)
☐ Steiner
☐ Teton High Adventure
☐ Tomahawk
☐ Tracy Wigwam

Camp positions (Number in order of choice)

YOUTH	ADULT
<input type="checkbox"/> Commissary	<input type="checkbox"/> Aquatics Director
<input type="checkbox"/> Waterfront	<input type="checkbox"/> Program Director
<input type="checkbox"/> Field Sports	<input type="checkbox"/> Cook
<input type="checkbox"/> Rifle	<input type="checkbox"/> Maintenance
<input type="checkbox"/> Archery	<input type="checkbox"/> Commissioner
<input type="checkbox"/> Commissioner Aide	<input type="checkbox"/> Vehicle Driver
<input type="checkbox"/> Handicraft	<input type="checkbox"/> Varsity Backpacking
<input type="checkbox"/> Nature	<input type="checkbox"/> IN BETWEEN YOUTH & ADULT
<input type="checkbox"/> Maintenance	<input type="checkbox"/> Teton High Adventure Base
<input type="checkbox"/> Pioneering	<input type="checkbox"/> only
<input type="checkbox"/> Survival	<input type="checkbox"/> River Guide
	<input type="checkbox"/> Back Tracking guide

ALL APPLICANTS WILL RECEIVE AN
 INVITATION FOR A PERSONAL INTERVIEW

Mail application to: GREAT SALT LAKE COUNCIL
 BOY SCOUTS OF AMERICA
 535 FOOTHILL DRIVE
 SALT LAKE CITY, UTAH 84113

GREAT SALT LAKE COUNCIL, BOY SCOUTS OF AMERICA IS AN EQUAL OPPORTUNITY EMPLOYER



Rusty



Order of the Arrow



GREAT SALT LAKE COUNCIL
Boy Scouts of America
525 Foothill Drive
Salt Lake City, Utah 84113

Non-Profit Organization
U.S. POSTAGE
PAID
Salt Lake City, Utah
Permit 1079